

# *Coding Endoscopic Sinus Surgery*

**Audio Seminar/Webinar**  
*July 31, 2008*

***Practical Tools for Seminar Learning***

## Disclaimer

---

The American Health Information Management Association makes no representation or guarantee with respect to the contents herein and specifically disclaims any implied guarantee of suitability for any specific purpose. AHIMA has no liability or responsibility to any person or entity with respect to any loss or damage caused by the use of this audio seminar, including but not limited to any loss of revenue, interruption of service, loss of business, or indirect damages resulting from the use of this program. AHIMA makes no guarantee that the use of this program will prevent differences of opinion or disputes with Medicare or other third party payers as to the amount that will be paid to providers of service.

CPT® five digit codes, nomenclature, and other data are copyright 2007 American Medical Association. All Rights Reserved. No fee schedules, basic units, relative values or related listings are included in CPT. The AMA assumes no liability for the data contained herein.

As a provider of continuing education the American Health Information Management Association (AHIMA) must assure balance, independence, objectivity and scientific rigor in all of its endeavors. AHIMA is solely responsible for control of program objectives and content and the selection of presenters. All speakers and planning committee members are expected to disclose to the audience: (1) any significant financial interest or other relationships with the manufacturer(s) or provider(s) of any commercial product(s) or services(s) discussed in an educational presentation; (2) any significant financial interest or other relationship with any companies providing commercial support for the activity; and (3) if the presentation will include discussion of investigational or unlabeled uses of a product. The intent of this requirement is not to prevent a speaker with commercial affiliations from presenting, but rather to provide the participants with information from which they may make their own judgments.

The faculty has reported no vested interests or disclosures regarding this presentation.

## Faculty

---

### **Shelley C. Safian, MAOM/HSM, CCS-P, CPC-H, CHA**

Shelley C. Safian is chair of the allied health department of Herzing College in Winter Park, FL. Ms. Safian has had four books on coding published, with a fifth book on health information management compliance in the works. She has been a member of AHIMA for many years, and sits on the Clinical Terminology and Classification Practice Council. Ms. Safian is presently working on her PhD in Health Services Administration.

# Table of Contents

---

Disclaimer .....	i
Faculty .....	ii
Objectives .....	1
<b>Facial Sinuses</b>	
Anatomy of the Facial Sinuses .....	1
Upper Respiratory System Diagram.....	2
Nasal Cavities Diagram .....	2
Perinasal Sinuses Diagram .....	3
Polling Question #1 .....	3
Medical Necessity .....	4
Nasal Polyps Diagram .....	4
Medical Necessity .....	5
Polling Question #2 .....	6
<b>Endoscopic Sinus Surgery</b>	
The Procedure .....	6
Endoscope.....	7
The Procedure .....	7-8
<b>Codes Based on CPT® 2008</b>	
Coding Endoscopy .....	9
Coding Diagnostics .....	10
Diagnostic Evaluation.....	10-11
Identify Access Point .....	12
Polling Question #3 .....	12
<b>Nasal/Sinus Endoscopic Surgical Procedures</b>	
Surgical Endoscopy.....	14-17
Polling Question #4 .....	18
<b>Coding OMC</b>	
Endoscopic Osteomeatal Complex (OMC) resections .....	18
Endoscopic OMC.....	19-21
Polling Question #5 .....	21
<b>Coding APE</b>	
Endoscopic Anterior and Posterior Ethmoidectomy (APE) .....	22
Endoscopic APE.....	22-24
<b>Coding APS</b>	
Endoscopic Anterior and Posterior Ethmoidectomy and Sphenoidotomy (APS).....	25
Endoscopic APS.....	25-28
Resource/Reference List .....	28
Audience Questions .....	29
Audio Seminar Discussion and Audio Seminar Information Online .....	29-30
Upcoming Audio Seminars .....	30
Thank You/Evaluation Form and CE Certificate (Web Address) .....	31

(CONTINUED)

## Table of Contents

---

Appendix .....	32
Resource/Reference List .....	33
CE Certificate Instructions	

## ***Objectives***

- ◆ Review the sinuses anatomy
- ◆ Discern medical necessity for various sinus procedures
- ◆ Identify endoscopic sinus procedures
- ◆ Review the CPT® coding and modifier guidelines

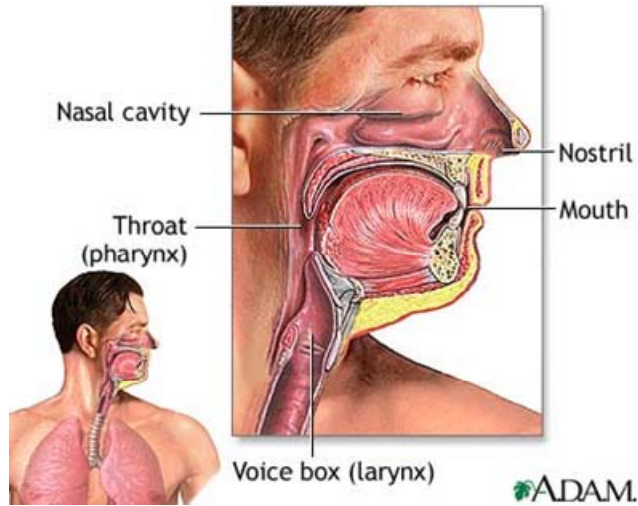
1

## ***Anatomy of the Facial Sinuses***

- ◆ Nasal septum
- ◆ Ethmoid (right and left)
- ◆ Maxillary sinus (right and left)
- ◆ Turbinates (concha)
  - Superior
  - Middle
  - Inferior

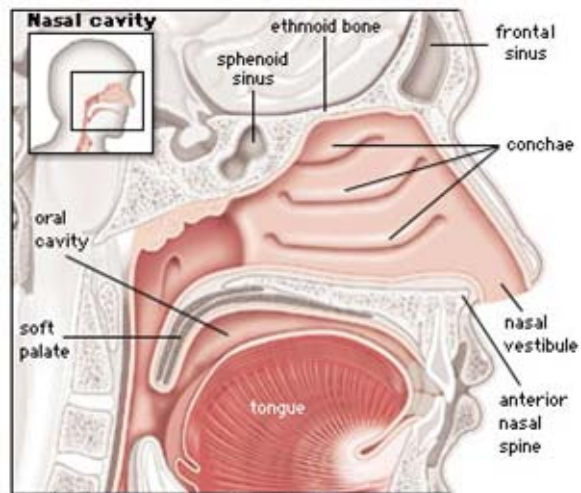
2

## Upper Respiratory System



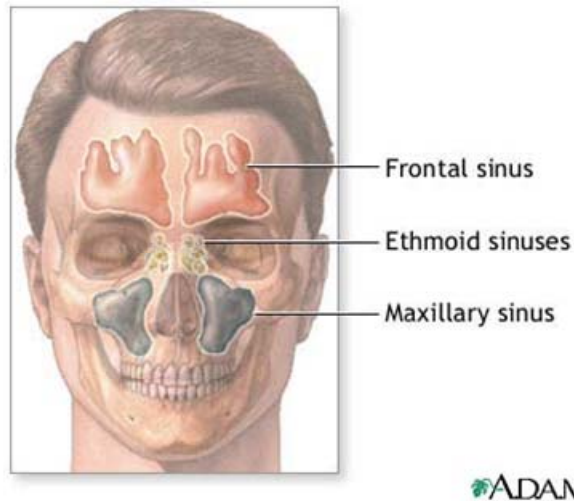
3

## Nasal Cavities



4

## Perinasal Sinuses



5

## Polling Question #1



For what type of facility do you code Endoscopic Sinus Surgeries?

- \*1 Physician practice
- \*2 Ambulatory surgery center
- \*3 Specialty center
- \*4 Hospital
- \*5 Other

6

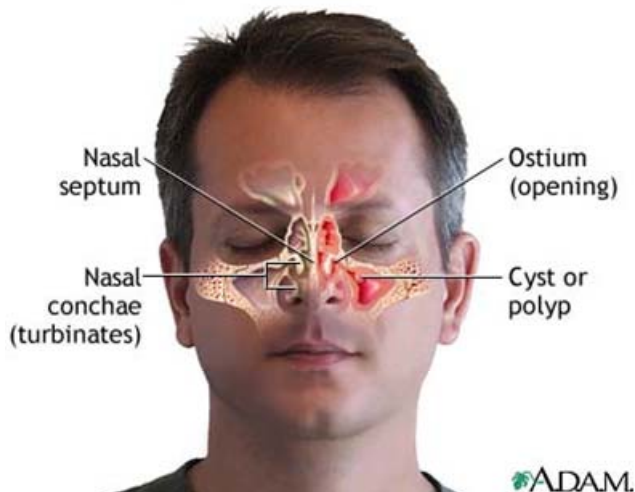


## *Medical Necessity*

- ◆ Nasal polyps or mucoceles
- ◆ Chronic sinusitis
- ◆ Tumors of the nasal and sinus cavities
- ◆ Recurrent sinus infections or complications of sinusitis

7

## *Nasal Polyps*



8

***Medical Necessity***

- ◆ Cerebrospinal fluid leaks
- ◆ Juvenile Angiofibroma
- ◆ Nasolacrimal duct obstruction
- ◆ Choanal atresia
- ◆ Chronic sinus headaches

9

***Medical Necessity***

Typically, patients should have used medical therapies first, with no significant signs of improvement, before sinus surgery is performed.

10

## ***Polling Question #2***



**In your job, what aspect of this process do you code ?**

- \*1 Diagnosis only**
- \*2 Procedure only (patient referred with existing diagnosis)**
- \*3 Both diagnosis and procedure**

11

## ***The Procedure***

- ♦ An endoscope is an instrument made up of a camera mounted on a flexible tube.**
- ♦ This can be inserted into small anatomical sites, such as the nose and mouth to visualize the internal aspects of the body.**

12

## *Endoscope*



13

## *The Procedure*

- ◆ **Small attachments can**
  - **take biopsies of suspicious tissues through the endoscope**
  - **perform excisions**
  - **or other needed function**

14

***The Procedure***

- ◆ Endoscopic Sinus Surgery can be performed under
  - Local anesthesia
  - or-
  - General anesthesia


15

***The Procedure***

- ◆ Sometimes sinus surgery may require simultaneous repair of the nasal septum
- ◆ The use of packing will depend on the extent of surgery and physician preference

16

***Codes Based On CPT® 2008***



17

***Coding Endoscopy***

- ◆ **31231 - 31294**
- ◆ **Nasal/Sinus Endoscopy**
- ◆ **Unilateral procedures  
(unless specifically noted in  
code description)**

18

***Coding Diagnostics***

**Diagnostic  
Nasal Endoscopic  
Procedures**

19

***Diagnostic Evaluation***

- ♦ **31231 - 31235**
- ♦ **Nasal/sinus endoscopy for the inspection of:**
  - Interior nasal cavity
  - Middle and superior meatus
  - Turbinates
  - Spheno-ethmoid recess

20

## ***Diagnostic Evaluation***

- ◆ All diagnostic evaluations include all of these areas
- ◆ Do NOT code each area separately!

21

## ***Diagnostic Evaluation***

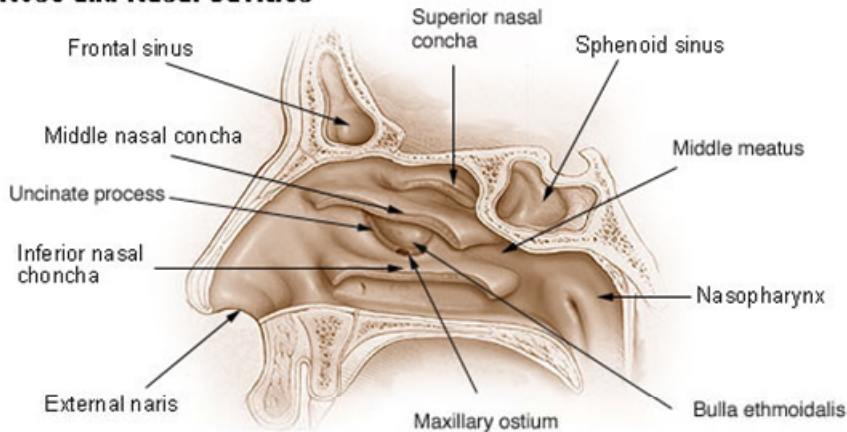
- ◆ **31231 Nasal endoscopy, diagnostic, unilateral or bilateral** (separate procedure)
- ◆ **31233 Nasal/sinus endoscopy, diagnostic with maxillary sinusoscopy**  
(via inferior meatus or canine fossa puncture)
- ◆ **31235 Nasal/sinus endoscopy, diagnostic with sphenoid sinusoscopy**  
(via puncture of sphenoidal face or cannulation of ostium)

22



## *Identify Access Point*

### **Nose and Nasal Cavities**



23

## *Polling Question #3*

**A patient, diagnosed with chronic sinusitis, told his physician that no medication has worked and the inflammation just won't go away.**

**The doctor ordered a diagnostic endoscopy via the inferior meatus, with a maxillary sinuscopy.**

24

***Polling Question #3***

What is the most accurate CPT® code?

**\*1 31231**

**\*2 31233**

**\*3 31235**



25

***Coding Surgery***

**Nasal/Sinus  
Endoscopic Surgical  
Procedures**

26

## ***Surgical Endoscopy***

- ◆ **31237 - 31294**
- ◆ **Nasal/sinus endoscopy, surgical**
  
- ◆ **Surgical sinus endoscopy includes:**
  - Sinusotomy (as appropriate)
  - Diagnostic endoscopy

27

## ***Surgical Endoscopy***

- Nasal/sinus endoscopy, surgical;**
- ◆ **31237 ...with biopsy, polypectomy or debridement (separate procedure)**
  - ◆ **31238 ...with control of nasal hemorrhage**
  - ◆ **31239 ...with dacryocystorhinostomy**
  - ◆ **31240 ...with concha bullosa resection**

28

## ***Surgical Endoscopy***

**Nasal/sinus endoscopy, surgical;**

- ♦ **31254 ...with ethmoidectomy, partial (anterior)**
- ♦ **31255 ...with ethmoidectomy, total (anterior and posterior)**

29

## ***Surgical Endoscopy***

- ♦ **31256 Nasal/sinus endoscopy, surgical, with maxillary antrostomy;**
- ♦ **31267 ...with removal of tissue from maxillary sinus**

30

***Surgical Endoscopy***

- ◆ **31276 Nasal/sinus endoscopy, surgical with frontal sinus exploration, with or without removal of tissue from frontal sinus**

31

***Surgical Endoscopy***

- ◆ **31287 Nasal/sinus endoscopy, surgical, with sphenoidotomy;**
- ◆ **31288 ...with removal of tissue from sphenoid sinus**

32

## ***Surgical Endoscopy***

**Nasal/sinus endoscopy, surgical,  
with repair of cerebrospinal fluid  
leak;**

- ◆ **31290 ...ethmoid region**
- ◆ **31291 ...sphenoid region**

33

## ***Surgical Endoscopy***

**Nasal/sinus endoscopy, surgical;**

- ◆ **31292 ...with medial *or* inferior orbital  
wall decompression**
- ◆ **31293 ...with medial orbital wall *and*  
inferior orbital wall decompression**
- ◆ **31294 ...with optic nerve  
decompression**

34

***Polling Question #4***



The doctor performed a nasal endoscopy to control chronic epistaxis. What is the correct code?

- \*1 31238
- \*2 31254
- \*3 31276

35

***Coding OMC***

**Endoscopic Osteomeatal Complex (OMC) resections**

36

## ***Endoscopic OMC***

- ◆ Endoscopic *Osteomeatal Complex* (OMC) resection with antrostomy

*And/Or*

- ◆ Anterior ethmoidectomy

*With/Without*

- ◆ Removal of polyps
- ◆ 31254 + 31256

37

## ***Endoscopic OMC***

- ◆ Endoscopic Osteomeatal Complex (OMC) resection with antrostomy

*And/Or*

- ◆ Removal of antral mucosal disease

*And/Or*

- ◆ Anterior ethmoidectomy

*With/Without*

- ◆ Removal of polyps
- ◆ 31254 + 31267

38



**Endoscopic OMC**

- ◆ Endoscopic frontal sinus exploration

*And/Or*

- ◆ Osteomeatal Complex (OMC) resection

*And/Or*

- ◆ Anterior ethmoidectomy

*With/Without*

- ◆ Removal of polyps
- ◆ 31254 + 31276

39

**Endoscopic OMC**

- ◆ Endoscopic frontal sinus exploration

*And/Or*

- ◆ Osteomeatal Complex (OMC) resection

*And/Or*

- ◆ Antrostomy

*And/Or*

- ◆ Anterior ethmoidectomy

*With/Without*

- ◆ Removal of polyps
- ◆ 31254 + 31256 + 31276

40

## Endoscopic OMC

- ◆ Endoscopic Osteomeatal Complex (OMC) resection

*And/Or*

- ◆ Frontal sinus exploration

*And/Or*

- ◆ Antrostomy

*And/Or*

- ◆ Removal of antral mucosal disease

*And/Or*

- ◆ Anterior ethmoidectomy

*With/Without*

- ◆ Removal of polyps
- ◆ 31254 + 31267 + 31276

41

## Polling Question #5



When an endoscopic OMC is performed and polyps are removed during the same session, the polypectomy is coded separately.

- \*1 True
- \*2 False
- \*3 Determine by individual case

42

***Coding APE***

**Endoscopic  
Anterior and Posterior  
Ethmoidectomy (APE)**

43

***Endoscopic APE***

- ◆ ***Endoscopic anterior and posterior ethmoidectomy (APE)***

***And***

- ◆ **Antrostomy**

***With/Without***

- ◆ **Removal of polyps**
- ◆ **31255 + 31256**

44

## ***Endoscopic APE***

- ◆ ***Endoscopic anterior and posterior ethmoidectomy (APE)***

***And***

- ◆ **Antrostomy**

***And***

- ◆ **Removal of antral mucosal disease**

***With/Without***

- ◆ **Removal of polyps**
- ◆ **31255 + 31267**

45

## ***Endoscopic APE***

- ◆ ***Endoscopic anterior and posterior ethmoidectomy (APE)***

***And***

- ◆ **Frontal sinus exploration**

***With/Without***

- ◆ **Removal of polyps**
- ◆ **31255 + 31276**

46

## ***Endoscopic APE***

- ◆ Endoscopic *anterior and posterior ethmoidectomy (APE)*

*And*

- ◆ Frontal sinus exploration

*And*

- ◆ Antrostomy

*With/Without*

- ◆ Removal of polyps
- ◆ 31255 + 31256 + 31276

47

## ***Endoscopic APE***

- ◆ Endoscopic *anterior and posterior ethmoidectomy (APE)*

*And*

- ◆ Frontal sinus exploration

*And*

- ◆ Antrostomy

*And*

- ◆ Removal of antral mucosal disease

*With/Without*

- ◆ Removal of polyps
- ◆ 31255 + 31267 + 31276

48

***Coding APS***

**Endoscopic  
Anterior and Posterior  
Ethmoidectomy  
and  
Sphenoidotomy (APS)**

49

***Endoscopic APS***

- ◆ ***Endoscopic anterior and posterior ethmoidectomy and sphenoidotomy (APS)***

***With/Without***

- ◆ **Removal of polyps**
- ◆ **31255 + (31287 or 31288)**

50

## ***Endoscopic APS***

- ◆ ***Endoscopic anterior and posterior ethmoidectomy and sphenoidotomy (APS)***

***And***

- ◆ **Antrostomy**

***With/Without***

- ◆ **Removal of polyps**
- ◆ **31255 + 31256 + (31287 or 31288)**

51

## ***Endoscopic APS***

- ◆ ***Endoscopic anterior and posterior ethmoidectomy and sphenoidotomy (APS)***

***And***

- ◆ **Antrostomy**

***And***

- ◆ **Removal of antral mucosal disease**
- With/Without***
- ◆ **Removal of polyps**
- ◆ **31255 + 31267 + (31287 or 31288)**

52

## ***Endoscopic APS***

- ◆ Endoscopic *anterior and posterior ethmoidectomy and sphenoidotomy (APS)*

*And*

- ◆ Frontal sinus exploration

*With/Without*

- ◆ Removal of polyps
- ◆ 31255 + (31287 or 31288) + 31276

53

## ***Endoscopic APS***

- ◆ Endoscopic *anterior and posterior ethmoidectomy and sphenoidotomy (APS)*

*And*

- ◆ Frontal sinus exploration

*And*

- ◆ Antrostomy

*With/Without*

- ◆ Removal of polyps
- ◆ 31255 + 31256 + (31287 or 31288) + 31276

54



## ***Endoscopic APS***

- ◆ **Endoscopic anterior and posterior ethmoidectomy and sphenoidotomy (APS)**

*And*

- ◆ **Frontal sinus exploration**

*And*

- ◆ **Antrostomy**

*And*

- ◆ **Removal of antral mucosal disease**

*With/Without*

- ◆ **Removal of polyps**

- ◆ **31255 + 31267 + (31287 or 31288) + 31276**

55

## ***Resource/Reference List***

- **MedlinePlus Interactive Tutorials: Sinus Surgery**

[www.nlm.nih.gov/medlineplus/tutorials/sinussurgery/htm/index.htm](http://www.nlm.nih.gov/medlineplus/tutorials/sinussurgery/htm/index.htm)

- **American Rhinologic Society**

[www.american-rhinologic.org/patientinfo.sinussurgery.phtml](http://www.american-rhinologic.org/patientinfo.sinussurgery.phtml)

- **Methodologic Assessment of Studies on Endoscopic Sinus Surgery**

<http://archotol.ama-assn.org/cgi/content/short/129/11/1230>

56

## *Audience Questions*



## *Audio Seminar Discussion*

*Following today's live seminar  
Available to AHIMA members at  
[www.AHIMA.org](http://www.AHIMA.org)*

*Click on Communities of Practice (CoP) – icon on top right  
AHIMA Member ID number and password required – for members only*

Join the **Coding Community** from your Personal Page under Community Discussions, choose the *Audio Seminar Forum*

You will be able to:

- Discuss seminar topics
- Network with other AHIMA members
- Enhance your learning experience

***AHIMA Audio Seminars***

Visit our Web site

<http://campus.AHIMA.org>

for information on the  
2008 seminar schedule.

While online, you can also register  
for seminars or order CDs and  
pre-recorded Webcasts of  
past seminars.



***Upcoming Seminars/Webinars***

**Coding Central Venous Access Devices**

**August 7, 2008**

**POA and DRG Methodologies**

**August 21, 2008**

**FY09 ICD-9-CM Diagnosis Code Updates**

**September 11, 2008**

***Thank you for joining us today!***

**Remember – sign on to the  
AHIMA Audio Seminars Web site  
to complete your evaluation form  
and receive your CE Certificate online at:**

**<http://campus.ahima.org/audio/2008seminars.html>**

**Each person seeking CE credit must complete the  
sign-in form and evaluation in order to view and  
print their CE certificate**

**Certificates will be awarded for  
AHIMA Continuing Education Credit**



# Appendix

---

Resource/Reference List .....	33
CE Certificate Instructions	

## Appendix

---

### Resource/Reference List

<http://archotol.ama-assn.org/cgi/content/short/129/11/1230>

[www.american-rhinologic.org/patientinfo.sinussurgery.phtml](http://www.american-rhinologic.org/patientinfo.sinussurgery.phtml)

[www.nlm.nih.gov/medlineplus/tutorials/sinussurgery/htm/index.htm](http://www.nlm.nih.gov/medlineplus/tutorials/sinussurgery/htm/index.htm)



To receive your

***CE Certificate***

Please go to the AHIMA Web site

<http://campus.ahima.org/audio/2008seminars.html>

click on the link to

**"Sign In and Complete Online Evaluation"**  
listed for this seminar.

You will be automatically linked to the  
CE certificate for this seminar after completing  
the evaluation.

*Each participant expecting to receive continuing education credit must complete the online evaluation and sign-in information after the seminar, in order to view and print the CE certificate.*